

ADAPT - Amrita Digital & AI Productivity Team



**"When human love grows, nature is affected and becomes peaceful."
- Amma**

Prof. Praveen S. Bist – CIO, Amrita Hospitals





Our Chancellor, Mata Amritanandamayi

The Guiding Light of Amrita Hospitals



MISSION & VISION



THE UNIVERSITY



RECOGNITIONS



COLLABORATIONS



INDUSTRY



RESEARCH

“

If we could transform compassion from a mere word into a path of action, we would be able to solve 90 percent of the world's humanitarian problems.

”

- Amma, Mata Amritanandamayi Devi
Chancellor, Amrita Vishwa Vidyapeetham



Amrita Hospital, Delhi NCR, Faridabad Campus



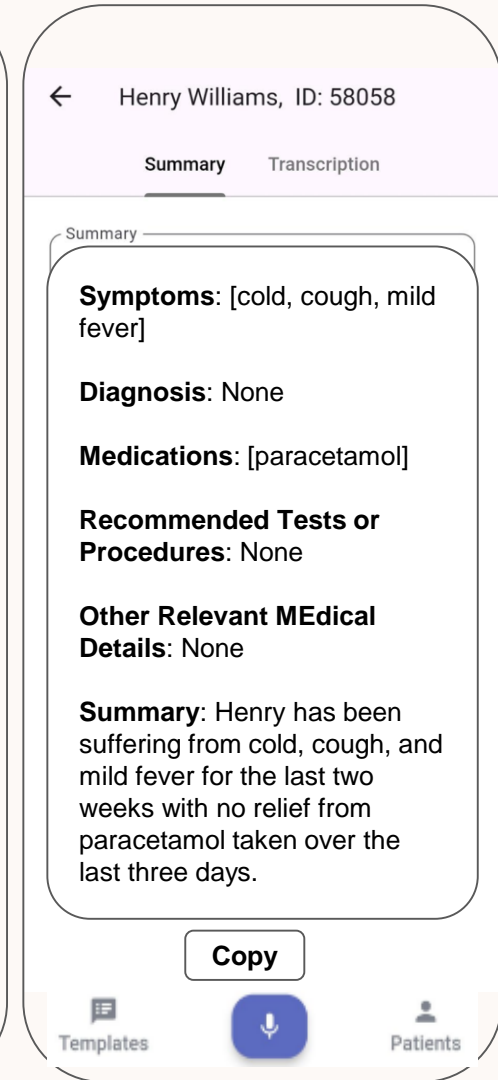
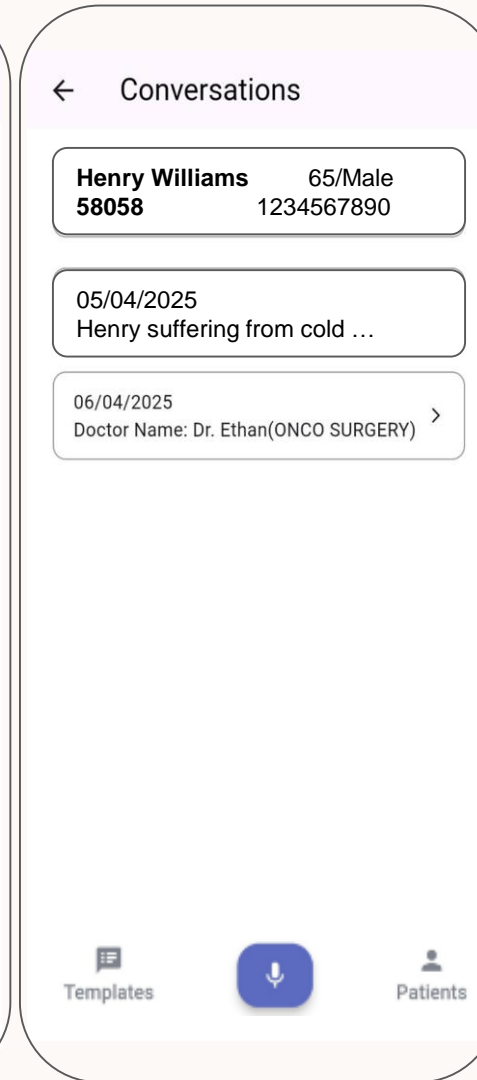
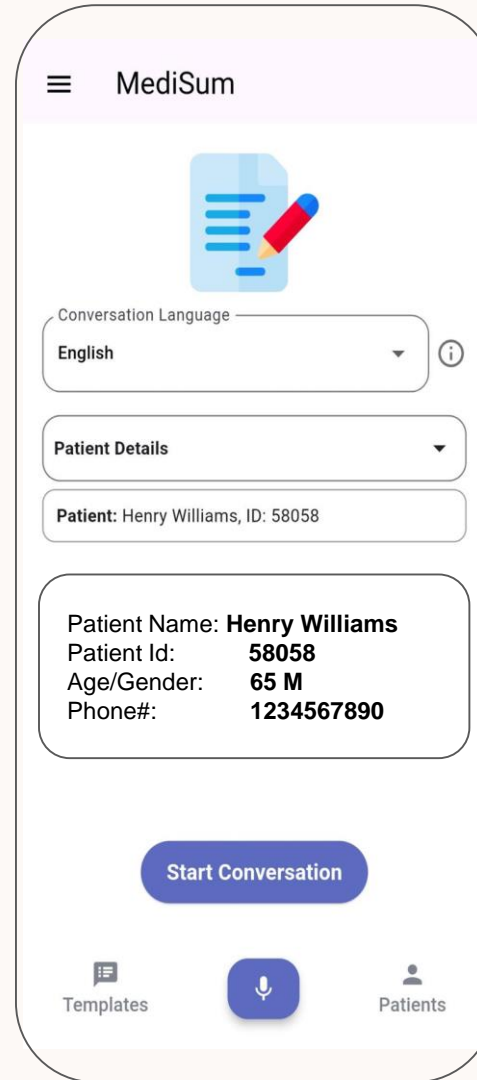
Inaugurated by Honorable PM Shri Narendra Modi Ji

Amrita Hospital, Delhi NCR, Faridabad

- India's largest hospital with 2,600 beds, 81 specialities and advanced labs.
- Real-time patient data, AI-driven tools, and smart diagnostics.
- Industry-aligned hospital workflows ensuring efficiency and patient-centric care.
- Integrated clinical, research, and academic learning in live hospital settings.
- Committed to compassionate, affordable, innovative, and socially impactful healthcare.
- Have started Medical and Nursing college
 - Now BTech / MTech in AI & DS (focus Medical Engineering)

MedSum: AI Agent with Voice (Launched with BharatGen in AI Summit)

- **Voice-based AI agents** capture and transcribe doctor-patient conversations in multiple languages
- **Generative AI** translates and summarizes clinical interactions with structured outputs
- Summaries with patient details, diagnosis, and treatment are auto-synced to the **EMR/EHR**



MedSum -



Multiple Speaker Support

Differentiates between patient, provider, and other speakers



Transcription Pause / Resume

Allows interruption without data loss



Accurate Medical Terminology

Leverages medical dictionaries for accurate transcription



Transcription Templates

Multiple templates for SOAP, AHIS, etc, to maintain documentation standards

BODYSCAN: Real-time Dermatology Diagnostics

BodyScan is a next-gen multi-modal AI-driven diagnostic platform that leverages computer vision and large language models (LLMs) to provide fast, accurate skin disease assessments

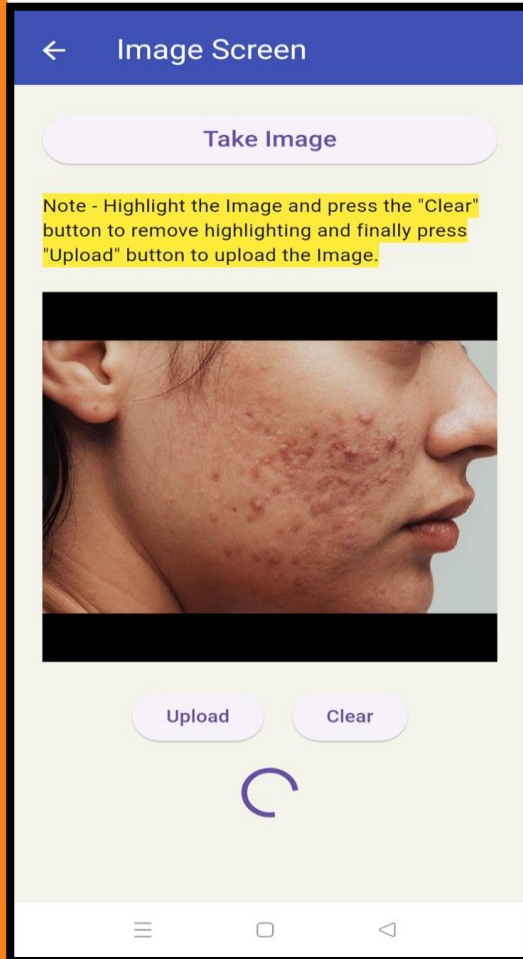
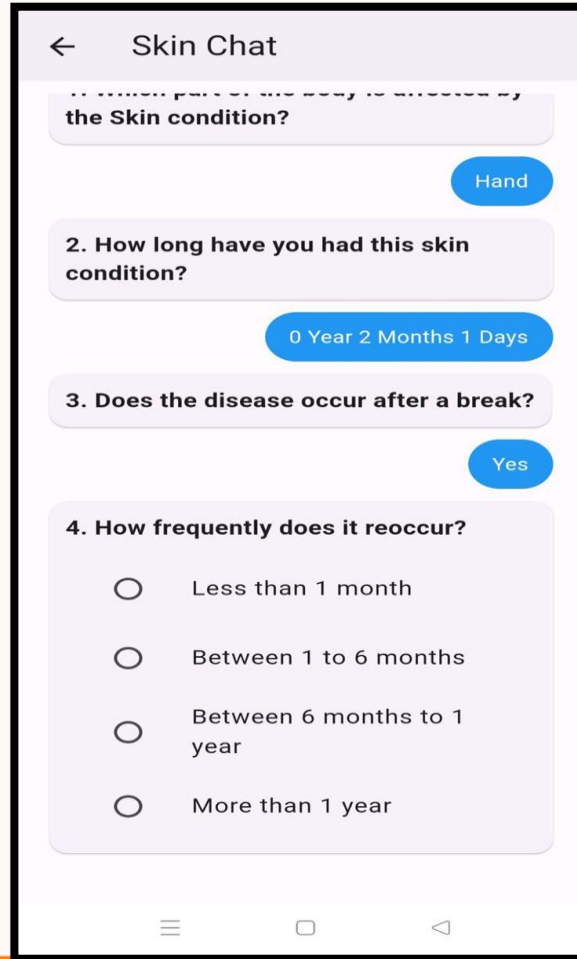


Image Processing



ChatBot Questionnaire

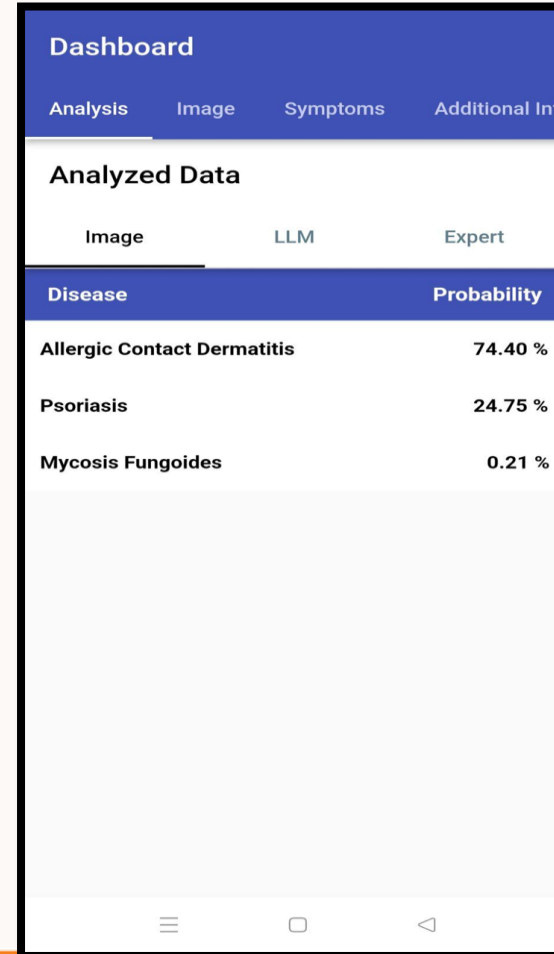
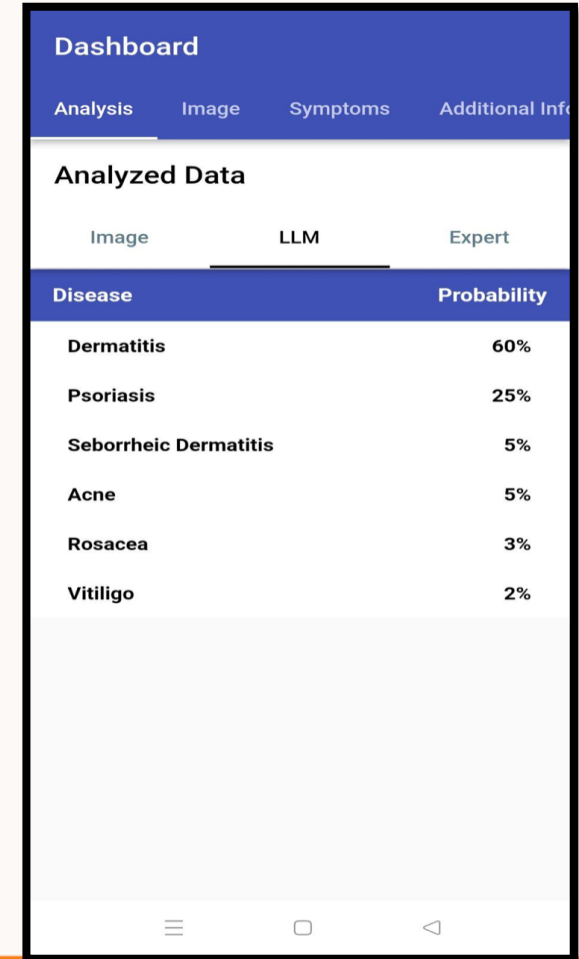


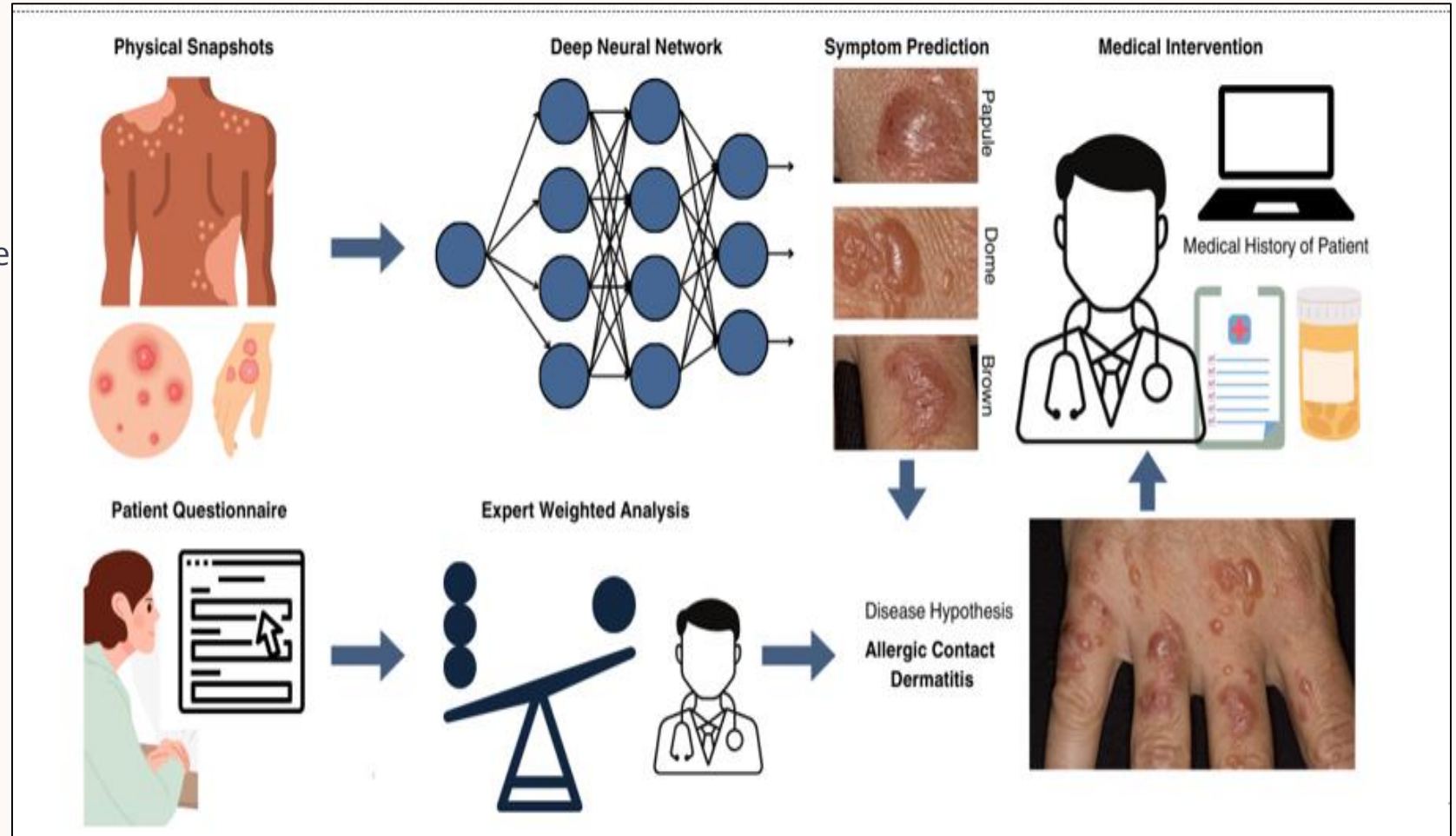
Image Analysis Result



LLM Result

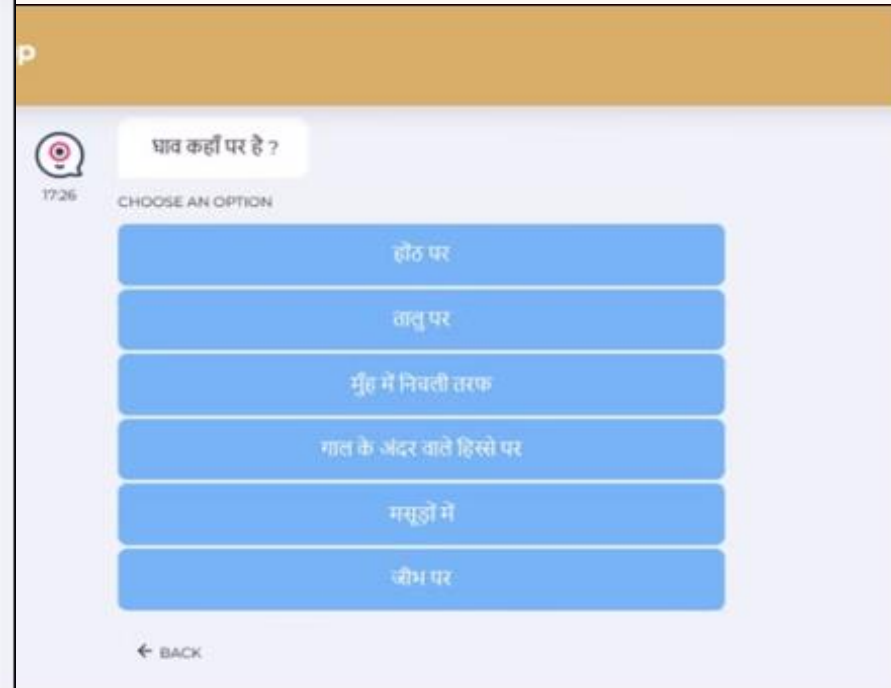
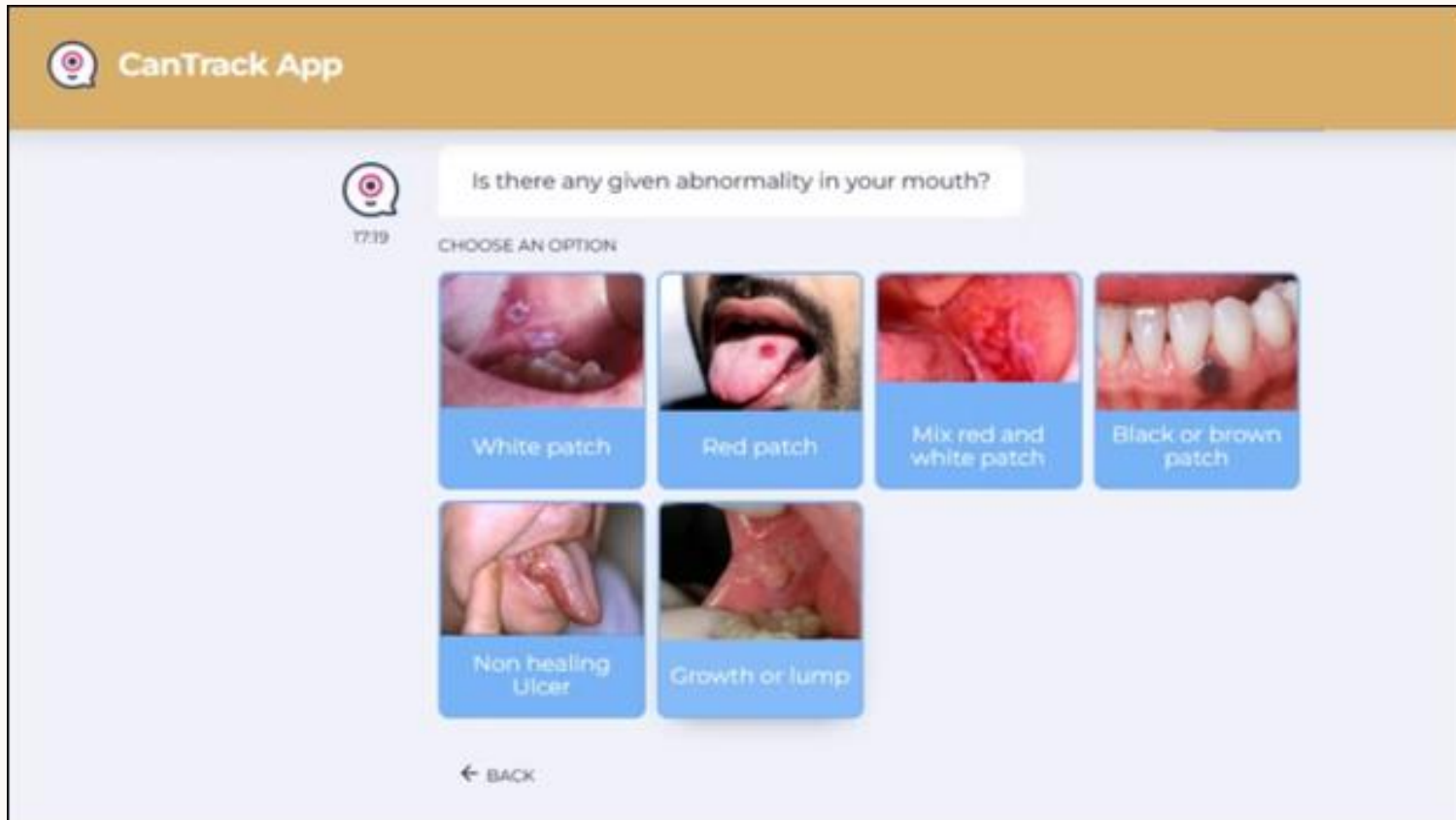
BODYSCAN: Real-time Dermatology Diagnostics

“BODYSCAN” provides rapid, validated expert recommendations for healthcare, improving access and efficiency in diagnostics in dermatology



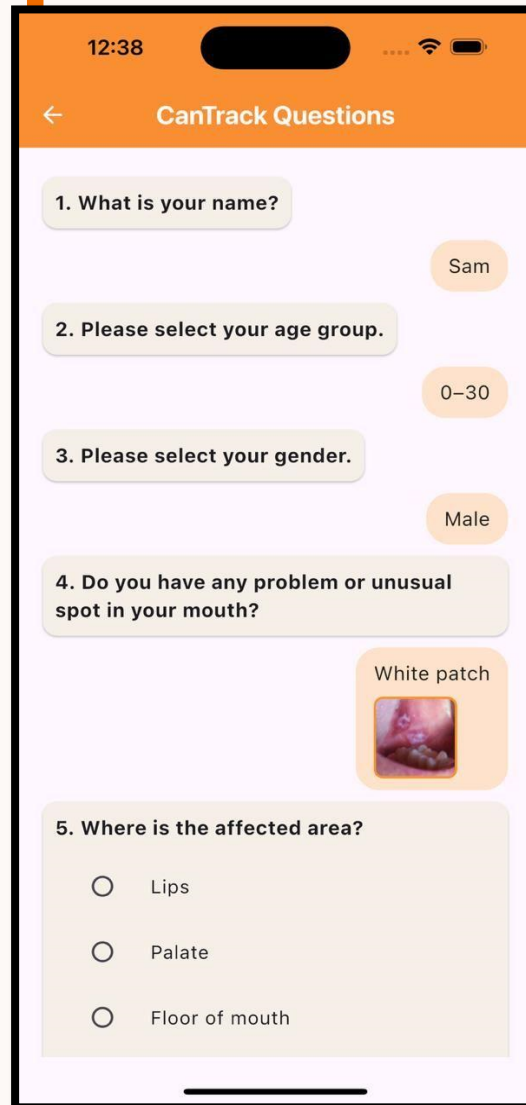
Can-Track App

Can-Track chatbot is designed to collect patient symptoms and lesion images to assess the likelihood of oral cancer. By gathering detailed information and analyzing lesion photos, the chatbot helps determine if further medical evaluation is needed, providing an initial screening tool for early detection of oral cancer.



Can-Track App - Oral Cancer Detection

- **CanTrack:** AI-driven app for early oral cancer detection
- Combines **Generative AI** and **Deep Learning** for real-time risk assessment



12:38

CanTrack Questions

1. What is your name?

Sam

2. Please select your age group.


0-30

3. Please select your gender.

Male

4. Do you have any problem or unusual spot in your mouth?

White patch

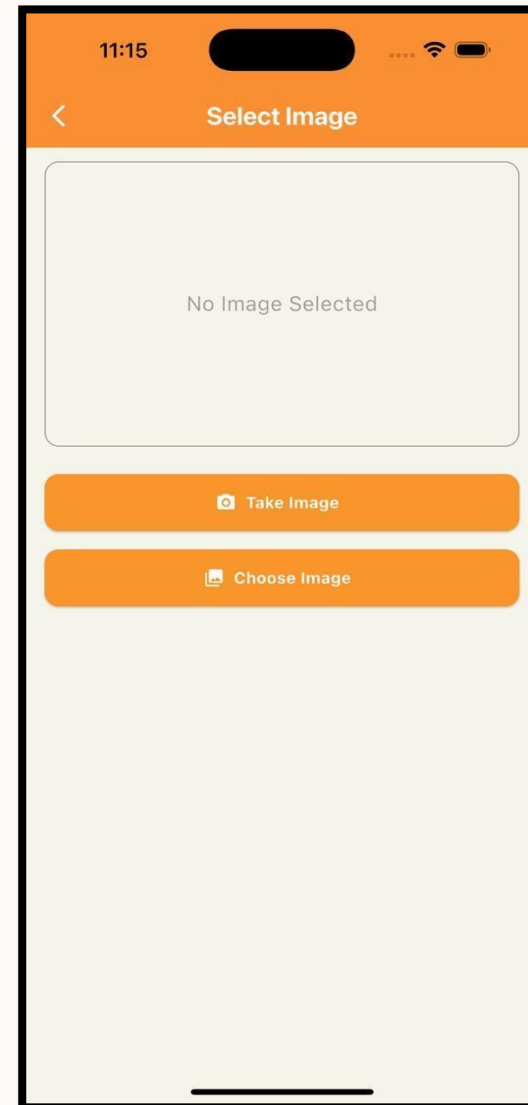


5. Where is the affected area?

Lips

Palate

Floor of mouth



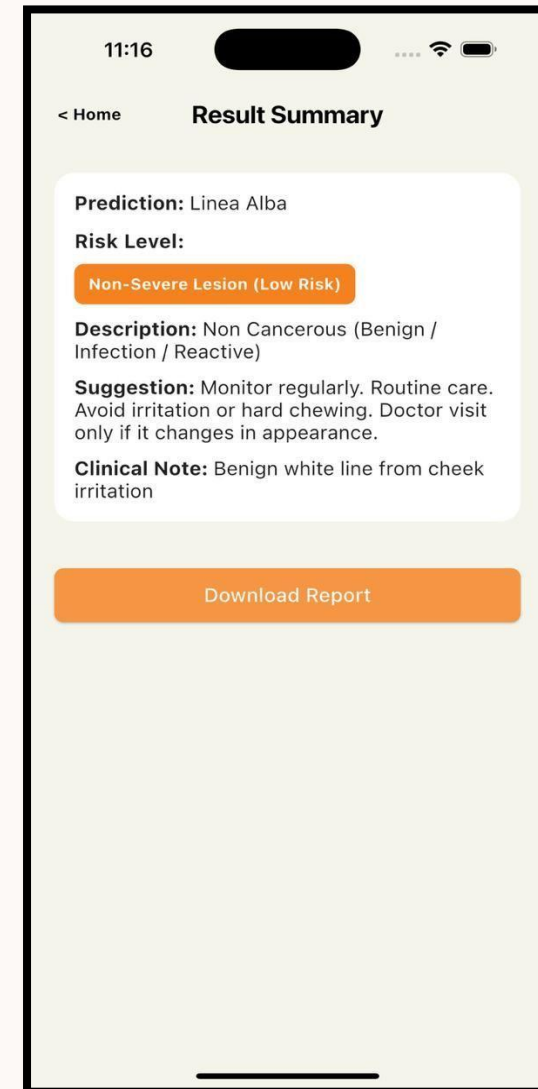
11:15

Select Image

No Image Selected

Take Image

Choose Image



11:16

< Home Result Summary

Prediction: Linea Alba

Risk Level:

Non-Severe Lesion (Low Risk)

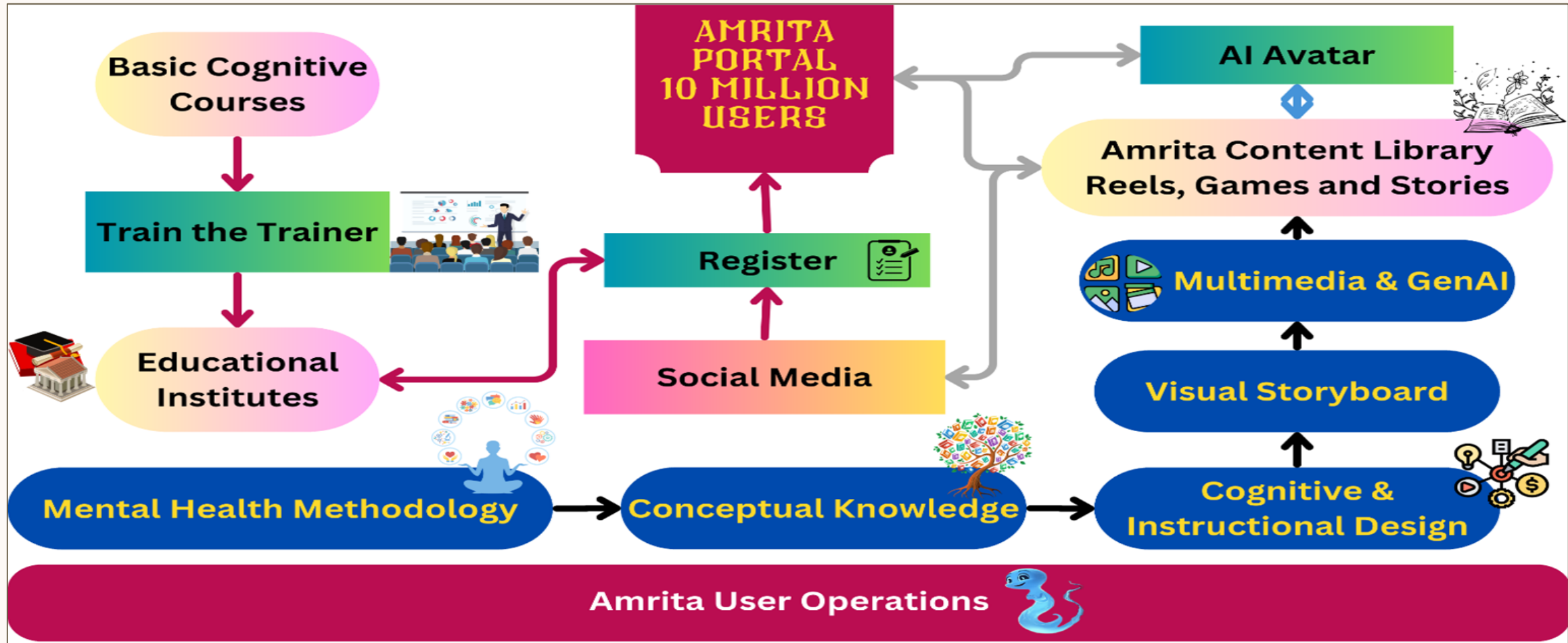
Description: Non Cancerous (Benign / Infection / Reactive)

Suggestion: Monitor regularly. Routine care. Avoid irritation or hard chewing. Doctor visit only if it changes in appearance.

Clinical Note: Benign white line from cheek irritation

Download Report

Mental Health:



RCM – Revenue Cycle Management

- **OCR for reading documents**
- **Generative AI** translates and summarizes clinical notes in structured fields
- The complete PDF packet is upload ready, which not only saves precious time but also eliminates errors.

Provider Portal






Patient Identification

MRD NUMBER * QR PATIENT NAME

① Enter MRD number first — it will be validated against your uploaded documents (clinical notes, estimates).


Upload Documents

0 file(s) in 0 / 6 sections

 Insurance / Policy Card Click to upload (multiple files OK)	 Patient ID (Aadhaar) Click to upload (multiple files OK)	 Attendant ID Card Click to upload (multiple files OK)	 Clinical Documents Click to upload (multiple files OK)	 Estimate / Proforma Click to upload (multiple files OK)
---	---	--	---	--

patient documents to begin

[Extract Data](#)

 **Insurance / Policy Card**
Click to upload (multiple files OK)
Screenshot 2026-02-24 095004.png

 **Patient ID (Aadhaar)**
Click to upload (multiple files OK)
Screenshot 2026-02-24 095015.png

 **Attendant ID Card**
Click to upload (multiple files OK)

 **Clinical Documents**
Click to upload (multiple files OK)

 **Estimate / Proforma**
Click to upload (multiple files OK)

 **Other Documents**
Click to upload (multiple files OK)

OR SCAN FROM PHONE

 Scan with Phone to Upload

Unique QR for MRD: 285240



● Live | Expires in 29:03

 Documents — Live Preview

 Insurance / Policy Card



Screenshot 2026-02-24 095004.png
564 KB  Desktop

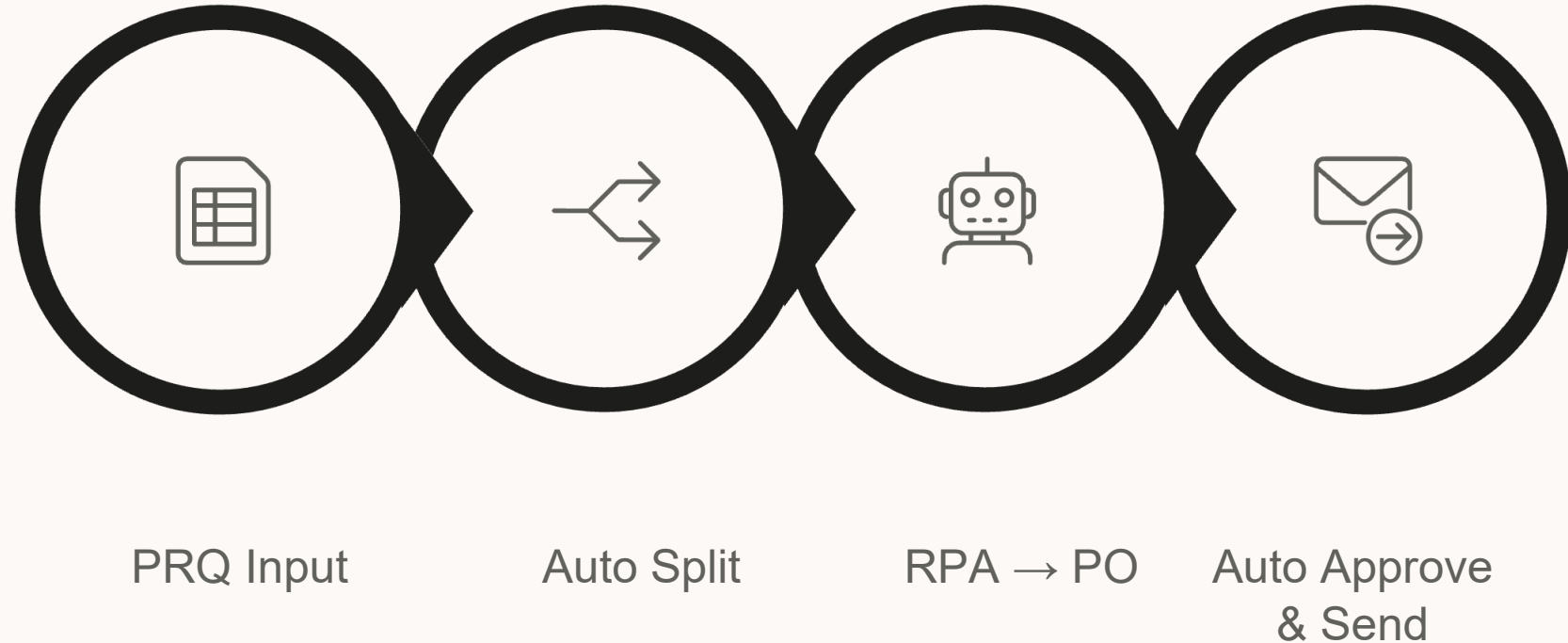
 Patient ID (Aadhaar)



Screenshot 2026-02-24 095015.png
446 KB  Desktop

Purchase process automation

- **Generate Excel based on Qty**
- **Transform data by manipulating and applying logic**
- The complete Purchase process, from creation to approval to emailing PO to respective Vendor.



Operation Theater Scheduling App

"Optimizing OT scheduling, monitoring, and resource allocation"

Surgery List

View all scheduled surgeries across all operation theatres

OT NUMBER

Neeraj Procedure: LAVH Surgeon: Dr.Namrata Seth	View/Update Details
Uma Kant Jha Procedure: CABG On Pump Surgeon: Dr.Sameer Bhate	View/Update Details
Master Punit Procedure: 1st Stage Hypospadias Repair Surgeon: Dr.Nitin Jain	View/Update Details
Renu Procedure: Tympanoplasty+Mastoidectomy Surgeon: Dr.Aparna Mahajan	View/Update Details
Jitender Grover Procedure: DJ Stenting B/L Surgeon: Dr.Manav Suryavanshi/ Dr Riteeh Goel	View/Update Details

[Emergency/Add-on Surgery](#)